

## Apps and Pages

Apps are the content building blocks of pages. You can have one or more apps on a page. You can edit your apps as well as share them with other editors. Each app offers different functionality. Each can help you keep your pages interesting and organized.

- Use a **single app** to display a single type of information such as a list of links (Link Library app) or classroom handouts (File Library app) on a page.
- Use **Page Types** to create your pages. A page type usually consists of a one column page layout and includes one app. Page types exist for most of the apps.
- Use **multiple apps** when you want to organize different types of information on a single page. For example, in the **Teacher Homepage** on the right, you see multiple apps on the page. You see a welcome message (using a Flex Editor app), announcements (using an Announcement app) and quick resources (using a Link Library app). When using multiple apps on a page, you may opt to change the layout of the page from a single to multiple columns.
- You can **share apps** with individual users or groups of users. They can add them to their pages, but they cannot edit or permanently delete them. **Sharing apps** is particularly helpful if you want the same information posted in multiple places on your website, but you only want to add it once.
- You can enable **social media elements** (RSS Feeds, Commenting, Community Editing and Rating). Which options are available depends on the app and whether your district has **Social Media Framework**. See *Availability of Social Media Elements* for more information.

The screenshot shows the homepage for Independence High School, Lake Park School District. The page is titled "Teacher Homepage with Multiple Apps". It features a navigation bar with links for HOME, OUR SCHOOL, DEPARTMENTS, ACTIVITIES, ATHLETICS, TEACHERS, LIBRARY, and CALENDAR. The main content area is divided into several sections, each highlighted with a dashed box and a label:

- Flex Editor App:** A "Welcome!" message for Mrs. Smith, a math teacher, with a photo of her and a link to an "Ask the Teacher Anything" page.
- Announcements App:** "Latest Announcements" including "Extra Help Sessions" and "QUIZ FRIDAY".
- Link Library App:** "Quick Resources" such as "Show me how in Algebra" and "Free Graph Paper".
- Mathematics grades 10-11:** A sidebar menu with links like "Mrs. Smith Homepage", "Students Corner", "Homework Blog", "Parents Corner", "Helpful Links", "Digital Standard Calculator", "Digital Scientific Calculator", "Calendar", and "Course Expectations".

The screenshot shows the homepage for Happy Valley School District. The page is titled "Sample District Homepage with Multiple Apps". It features a navigation bar with links for Home, Our District, Departments, For Parents, For Staff, Athletics, Training, and Calendar. The main content area is divided into several sections, each highlighted with a dashed box and a label:

- Site Shortcuts App:** "Quick Links" including "Superintendent's Blog", "Employment Opportunities", "PA Department of Education", and "School Lunch Menus".
- Announcements App:** "Announcements" section.
- Community Comments:** A section for "Community Comments" with a link to email the superintendent.
- Building Project:** Information about a school building project.
- Flex Editor App:** A "Welcome to Happy Valley School District!" message from William Smith, D.Ed., Superintendent.
- Upcoming Events App:** "Upcoming Events" including "School Board Meeting" today, "Technology Dept. Meeting" tomorrow, and "High School Band Concert" Friday.
- Headlines & Features App:** "Headlines & Features" including "School Board Candidacy" and "Deadline for filing nominating petitions".

## Common Apps for Your Homepage Site, Subsite, Channel and Section

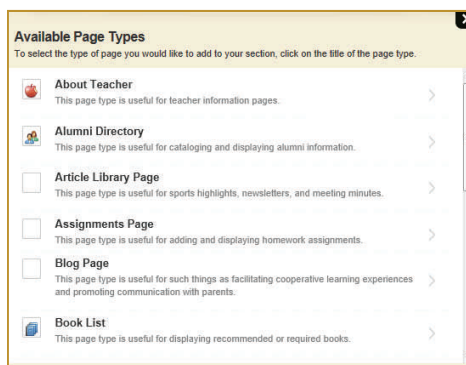
- Announcements**—post brief messages on your homepage. You might use an Announcement app to post information about upcoming field trips, Board of Education meetings, testing schedules or weather delays and cancellations—items intended to display for a short time.
- Flex Editor**—include links, pictures or files with your information. The most common use of the Flex Editor app on the homepage is to display a welcome message for visitors to your website. You can use **ActiveBlocks™** to personalize your welcome message.
- Headlines & Features**—link to articles from your homepage. These tend to be longer than announcements and to remain on your website for a longer time. You might use a headline to share the results of the Science Fair or the need for substitute teachers.
- Site Shortcuts**—create shortcuts to other pages on your website or even to other websites or systems. You might link to school lunch menus, sports schedules or your student information system.
- Upcoming Events**—automatically displays events from an associated calendar. The events that display are in accord with the parameters you set for the number of events to display and the number of days in the future to include.

## Apps and Page Types

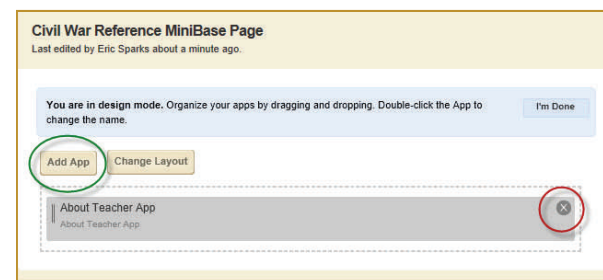
Schoolwires provides you with a set of default **apps** and a set of default **page types**. You can use any app on any page. Which apps are available for you to use is dependant upon your contract and which apps are implemented by your site administrator.

Select which apps you use based on information you wish to share as well as what will look best on the end-user website.

If the app you choose is also a page type, use the page type to create your page. Once you create your page you can add and remove apps as you like. See *Best Practices for Apps on a Page* for more information.



If the app you wish to add does not have a page type, create your page using any page type, edit the page and replace the page with the one you want.



You can add additional apps to the page. You may also change the **Page Layout**.

### Apps with Page Types

Each of these apps have a page type.

- About Teacher**—share information such as degrees and certifications and include a photograph.
- Alumni Directory**—capture alumni information including photographs.
- Announcements**—post brief short-term messages.
- Article Library**—link to articles such as newsletters or stories written by your students.
- Assignments**—post homework, in-class or extra-credit assignments.
- Blog**—share multiple postings about a subject for commenting.
- Book List**—create reading lists and include cover image for each book in the list.
- Calendar**—create calendars and post simple, recurring and registration events. Within a section you can have multiple calendars. Post assignments to a calendar from within the Assignments app.
- Discussion**—share topics to encourage and spark discussion.
- File Library**—post files such as school forms, policies, meeting agendas and minutes.
- Flex Page**—the Schoolwires Editor. Inserting and formatting text, tables and images are just a few of the features available.
- Headlines & Features**—link to articles from a page. You can include *teaser text* for each article you add to the app.
- Link Library**—share links to websites of interest.
- Maps & Directions**—share maps and directions for field trips, away games and the like.
- Photo Gallery**—showcase photographs of field trips, classroom activities and the like.
- Podcast**—share recordings such as band or choir performances or speeches.
- Q & A**—share multiple questions of interest and answers.
- Site Shortcuts**—create links to other website pages and external websites.
- Upcoming Events**—automatically display events from an associated calendar.
- Wiki**—add postings for collaborative content contribution.

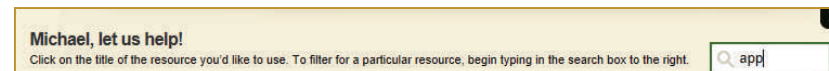
### Apps without Page Types

These apps do not have a page type.

- Document Viewer**—easily display a document on your end-user website.
- Embed Code**—insert third-party embed code and render it locally on your end-user website.
- Facebook-like**—allows users to like your page on Facebook.
- Twitter Share**—allows users to tweet with a link to your page.
- MiniBase**—create databases to store and display information such as staff directories, bus routes, bell schedules and course catalogs.
- School**—add and maintain information about each of your schools as well as the district site.
- Staff**—add and maintain information about staff members.

### Additional App Information

Use the **How Do I...?** tab to locate articles, guides, tutorials and other resources about a topic. Enter your topic of interest in the search box and related resources display.



Here are some resources you may find helpful.

- *Best Practices for Apps on a Page*
- *Availability of Social Media Elements*
- *Pages and Apps Help Card*
- *Section Editor Help Card*
- *Section Editor Workbook*